

ALTO TILT


J&EL

220-240V~50/60Hz LED 6W 110mA IP44



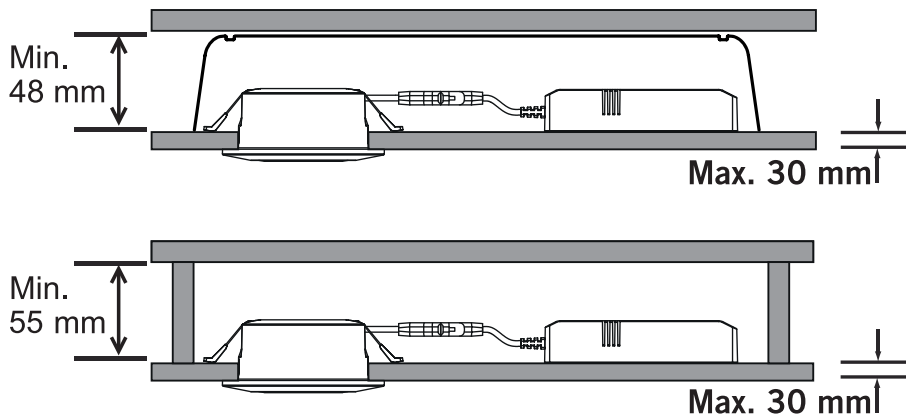
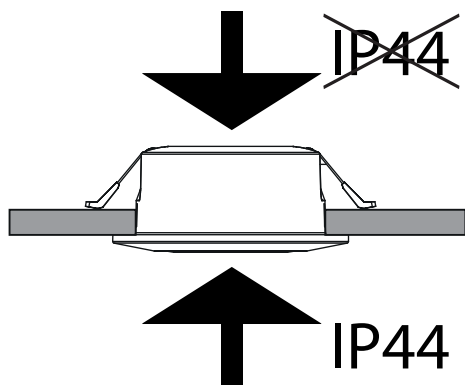
Ekstern driver med hurtigkobling for raskere og enklere installasjon. Dimbar med faseavsnitt dimmer. Kan monteres direkte i isolasjonsmatter. Enkel installering. Monteres uten verktøy.

External driver with quick connector for faster and easier installation. Dimmable with trailing edge dimmer. Can be mounted direct into insulation sheet. Easy installation. Mounting without tools.



Total effekt:	6W
LED effekt:	4,68W
Lysstyrke:	480lm
Effektivitet:	80lm/W
Ra:	82
R9:	≥8
SDCM:	3
LED Chip:	Cree
Fargetemperatur:	2700K
Lysspredning:	38°
Utsparring:	Ø75 mm
Tetthetsgrad:	IP44
Levetid:	50.000 timer L90B10 80.000 timer L80B50 120.000 timer L70B50

Total power:	6W
LED power:	4.68W
Luminous Efficiency:	480lm
Efficacy:	80lm/W
Ra:	82
R9:	≥8
SDCM:	3
LED Chip:	Cree
Colour Temperature:	2700K
Beam Angle:	38°
Cut out:	Ø75 mm
IP Rating:	IP44
Lifetime:	50,000 hours L90B10 80,000 hours L80B50 120,000 hours L70B50



Tilhørende produkter / Corresponding products

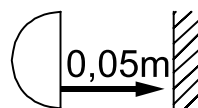
Downlightboks

Downlightboks lav
Art Nr.: 32 021 09
Downlightboks lav multi
Art Nr.: 32 021 15

LED Dimmer

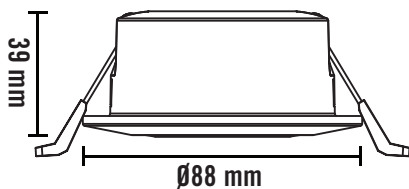
LED Dimmer 250W 1-POL
Art Nr.: 14 027 46
LED Dimmer 250W 2-POL
Art Nr.: 14 027 47
LED Dimmer Universal 300W
Art Nr.: 14 027 48

Minimumsavstand til brennbart materiale i armaturens stråleretning. /
Minimum distance to flammable material in the beam direction.

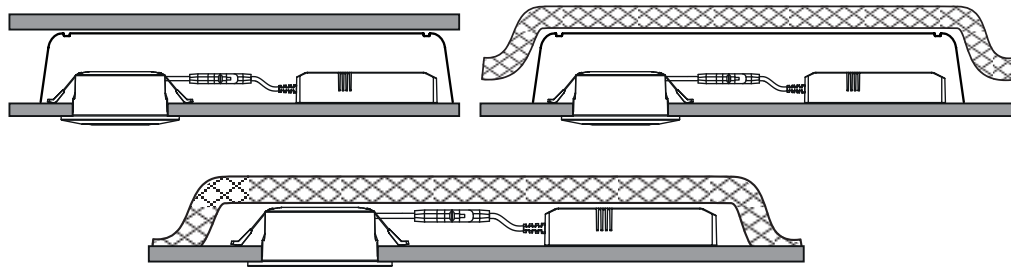


NO: Må installeres av autorisert el-installatør.
EN: Installation must be performed by a qualified electrician.

MÅL / MEASURES



Cut out: Ø75mm



Dette produktet inneholder en lyskilde i energieffektivitetsklasse: F
This product contains a light source of energy efficiency class: F